

Talwandi Sabo Power Limited
Balance Sheet as at 31st March, 2014

Particulars	Note No.	As at	As at
		31st March, 2014	31st March, 2013
		(Amount in Rupees)	(Amount in Rupees)
I. EQUITY AND LIABILITIES			
1 Shareholders' funds			
(a) Share capital	3	25,000,000,000	4,000,500,000
(b) Reserves and surplus	4	(865,329,294)	(396,450,163)
2 Noncurrent liabilities			
(a) Long term borrowings	5	15,050,892,166	32,359,637,717
(b) Other long term liabilities	6	6,019,477,304	6,932,092,957
(c) Long term provisions	7	4,538,144	3,562,438
3 Current liabilities			
(a) Short term borrowings	8	17,594,267,423	22,160,014,390
(b) Other current liabilities	9	38,386,567,233	16,046,384,422
(c) Short term provisions	10	1,074,441	240,181
Total		101,191,487,417	81,105,981,942
II. ASSETS			
1 Noncurrent assets			
(a) Fixed assets			
(i) Tangible assets	11	3,879,967,720	34,688,729
(ii) Intangible assets	11	12,518,016	18,086,231
(iii) Capital work-in-progress	27	94,905,863,803	74,464,530,357
(b) Long term loans and advances	12	1,168,059,647	6,507,939,968
(c) Other noncurrent assets	13	26,328,102	126,485
2 Current assets			
(a) Current investments	14	217,095,845	19,690,902
(b) Inventories	15	68,699,586	-
(c) Trade receivables	16	1,955,243	-
(d) Cash and cash equivalents	17	2,519,332	9,017,659
(e) Short term loans and advances	18	692,290,023	51,837,782
(f) Other current assets	19	216,190,100	63,829
Total		101,191,487,417	81,105,981,942
See accompanying notes 1 to 38 forming part of the financial statements			

In terms of our report attached
For Deloitte Haskins & Sells LLP
Chartered Accountants

Jitendra Agarwal
Jitendra Agarwal
Partner

Place: New Delhi
Date: 17th April, 2014



For and on behalf of the Board of Directors

M. Siddiqi
M. Siddiqi
Director

Anup Agarwal
Anup Agarwal
Chief Financial Officer

S. K. Roongta
S. K. Roongta
Chairman


Panika Chauhan
Panika Chauhan
Company Secretary


W

Talwandi Sabo Power Limited
Statement of Profit and Loss for the year ended 31st March, 2014

Particulars		Note No.	For the year ended	For the year ended
			31st March, 2014	31st March, 2013
			(Amount in Rupees)	(Amount in Rupees)
I	Revenue:			
	Revenue from operations		-	-
II	Total Revenue		-	-
III	Expenses:			
	Other expenses	20	468,879,131	301,299,116
IV	Total expenses		468,879,131	301,299,116
V	Loss before tax		(468,879,131)	(301,299,116)
VI	Tax expense		-	-
VII	Loss for the year		(468,879,131)	(301,299,116)
VIII	Earnings per equity share (of Rs. 10/- each) :	32		
	(1) Basic		(1.01)	(0.75)
	(2) Diluted		(1.01)	(0.75)
	See accompanying notes 1 to 38 forming part of the financial statements			


In terms of our report attached
For Deloitte Haskins & Sells LLP
Chartered Accountants


Jitendra Agarwal
Partner




Place: New Delhi
Date: 17th April, 2014

For and on behalf of the Board of Directors


M. Siddiqi
Director


S. K. Roongta
Chairman


Anup Agarwal
Chief Financial Officer


Pankaj Chauhan
Company Secretary

